



Fresh Water,
Healthy Life




Installation & Maintenance

MANUAL

Coolmart

Magnetized Mineral Water Purifier

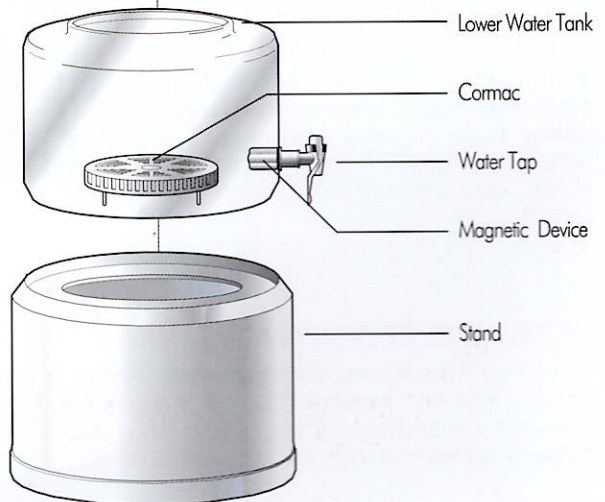
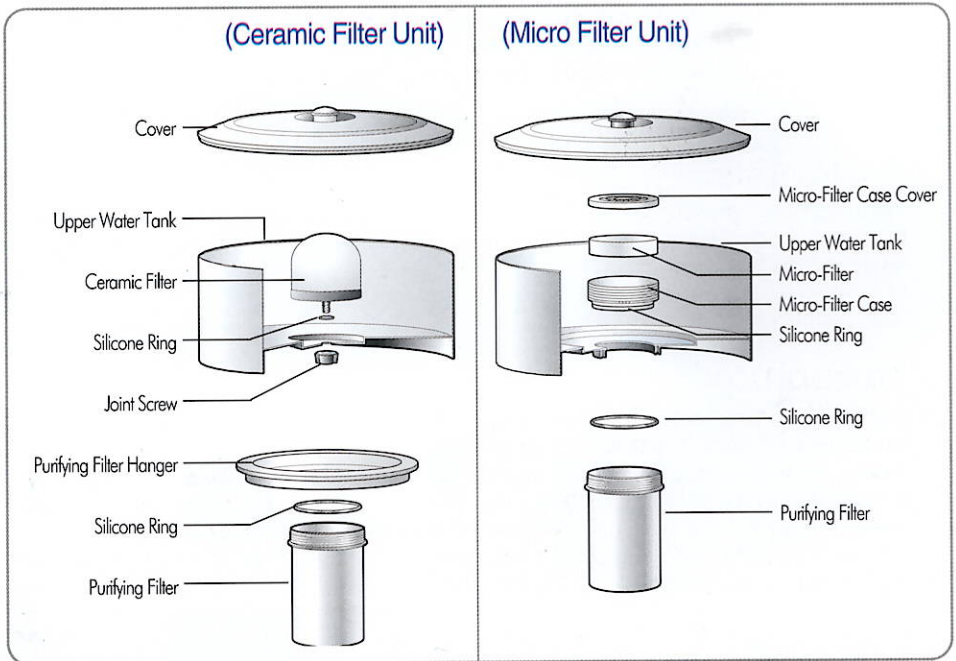


CM-101

DOONAM
DOONAM BIO TECH CO., LTD.

STRUCTURE AND PARTS NAME

“COOL-MART” The Magnetized Mineral Water Purifier, is a good quality product through a strict quality control. Please consider this manual on the method of installation and maintenance thoroughly, and observe its direction to drink clean water always.



CHARACTERISTICS OF CM-101

FILTRATION

Ceramic Filter or Micro Filter removes impurities such as rust, fluid, dregs, sediments, bacteria and other foreign substances in water. Ceramic Filter is suitable to be used in the area of using normal chlorinated tap water, ground water, rain water and river water. Micro Filter is suitable to be used in the area of using normal chlorinated tap water.

PURIFICATION

Purifying Filter removes harmful substances to human body such as residual chlorine, pigments, odors, color, detergents, carcinogen like THMs, agricultural chemicals, heavy metals and other impurities.

STERILIZATION

Cormac, a compound of Coral sand, Bio-Mineral stone and silver impregnated Mineral stone, has excellent functions to sterilize bacteria and colitis germs, absorb heavy-metals, neutralize poison, enhance oxygen contents and activate water. Consequently it maintains water to be fresh for a long time and provides you more fresh mineral water with good taste, plenty oxygen and pH balance.

Cormac has additional functions to improve water taste, enhance essential mineral ingredients in water such as Ge, Ca, Mg, and others.

MAGNETIZATION

Water turns into the magnetized water contained magnetic power by passing through the powerful magnetic field between N and S pole. It has more abundant oxygen and hexagonal shape molecule contents than ordinary water. It is also said to vitalize cellular tissue of human body, and be the most effective to promote health, prevent geriatric disease like arteriosclerosis. "Coolmart", The Magnetized Mineral Water Purifier, generates fresh and clean magnetized mineral water by powerful Nd magnetic device.

CONVENIENCE & SAVING

"Cool-Mart", The Magnetized Mineral Water Purifier, is a very convenient to use and maintain. Therefore it can be widely used at anywhere you want. Moreover it requires a very small maintenance cost for saving your money to buy a bottled mineral water or distilled water.

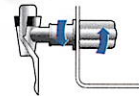
INSTALLATION

1. WASHING

Wash inside of water tanks with clean water before installation.

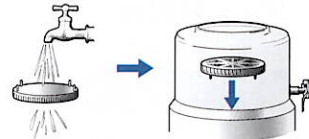
2. WATER TAP

Connect water tap with lower water tank carefully and tighten it to prevent water leakage.



3. CORMAC

Lay a CORMAC on the bottom of lower water tank after washing (shower) it without detergents for about 3 minutes.



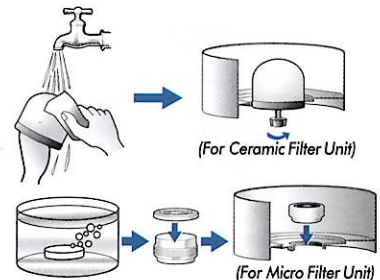
4. FILTRATION FILTER

(For Ceramic Filter Unit)

Insert Ceramic Filter with small Silicone Ring on the bottom of upper water tank tightly.

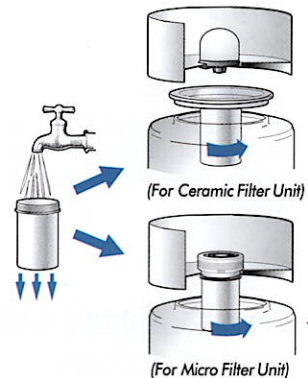
(For Micro Filter Unit)

Micro-Filter is packaged hard state but it becomes soft after 10 minutes within water. Above all, immerse it within water to be soft, and then insert it in micro filter case. After then, fix the micro filter case to bottom hole of upper water tank as direction as arrow mark.



5. PURIFYING FILTER

Immerse it into water for about 10 minutes, and then turn on the faucet and pass water through inside of Purifying Filter for about 5 minutes to remove carbon dust (A little black water may flow, which is normal), and then connect it with filter hanger by turning as direction as arrow mark for ceramic filter unit. (Filter hanger is applied for ceramic filter unit to connect purifying Filter. Purifying Filter should be connected to upper water tank directly for micro filter unit)



6. Pour water into the upper water tank, after then drain once purified water in lower water tank before real use.

1. FILTRATION FILTER

(For Ceramic Filter Unit)

Ceramic Filter also can be reused repeatedly so far its surface to be thin. When other substances such as dirt and rust stains are gathered on its surface to prevent water flowing, wash its surface by scrubbing with a rough scrubber within water for reuse. Don't use detergents.



(For Micro Filter Unit)

Micro-Filter can be reused repeatedly. When other substances such as dirt and rust stains are gathered on its surface to prevent water flowing, or its surface got dirty, take it out from the upper water tank and wash it by rubbing with running water without detergents for reuse.



2. CORMAC

"Cormac" has excellent functions to prevent contaminations of purified water by bacteria or E.coli and improve water quality. Therefore, be sure to replace cormac every 1 year to drink clean and fresh water always.



3. PURIFYING FILTER

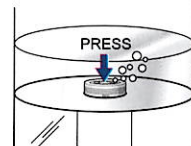
It is most important for using water purifier to exchange Purifying Filter timely. Even there are some difference according to the qualities and quantity of water, the purifying water capacity of purifying filter is about 5,000 liters, which means it can be used for about 6 months at home, office and other places.

Be sure to exchange the filter within the above mentioned periods and install it in manner it was first installed.



4. (For Micro Filter Unit)

When water doesn't drop even if Micro-Filter is clean, press several times on the surface of Micro-filter to remove air pressure between Micro-Filter and Purifying Filter.




5. When you want to reuse this unit again after a long time, wash all over the unit as first installed.

IMPORTANT

1. Don't expose this unit to sunlight.

When this unit is exposed to sunlight for a long time, Chlorophyta (moss) may appear due to Photosynthesis.



2. Control water of upper water tank to prevent overflow between upper and lower water tank.

If you supply water into upper water tank when lower water tank is full, water may overflow between upper and lower water tank.



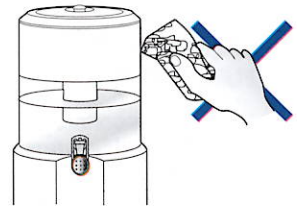
3. Don't use detergent.

Wash and rinse the Cormac, Ceramic Filter, Micro-Filter and Purifying Filter with clean water.



4. Use soft fabric.

When you try to clean this unit, be sure to use soft fabric to prevent scratch on the surface of this unit.



5. Be sure to replace its spare parts within its duration term to drink clean and fresh water continuously.

GUARANTEE

The COOLMART, guaranteed for 1 year from the purchased date of this unit against all defects but the guarantee doesn't cover faults arising from the following conditions:

1. When Coolmart unit is not installed, used and maintained normally in accordance with the installation & maintenance manual.
2. When repairs are conducted by other person or company not approved by the manufacturer.
3. All defects caused by consumer's mistakes.



The manufacturer doesn't accept responsibility for transportation of the product.

Model & Serial No:

Date of Purchased :

Name of Customer :

Tel. No. :

Customer Address :

Place of Purchase :

SPECIFICATIONS OF CM-101

Goods Dimension (W×D.L×H)	315 × 315 × 530m/m
CTN Dimension (W×L×H)	330 × 330 × 380m/m
Weight (Standard)	4.6 kg
Filtration Capacity (Micro Filter)	Approx. 5 ~10ℓ /h
Filtration Capacity (Ceramic Filter)	Approx. 1~1.5ℓ /h
Upper Water Tank	6ℓ
Lower Water Tank	12ℓ

DOONAM
DOONAM BIO TECH CO., LTD.

141B-5L, #720-5, Gojan-Dong Nam Dong-Gu, Incheon City, Korea
Tel : 82-32-821-6490/7 (8Lines) Fax : 82-32-821-1661/2(2Lines)
E.mail : dn123@chollian.net Homepage : www.biadoonam.co.kr